



THE MAKERS OF  Verifit²
Advanced Verification




WE ARE THE
VERIFICATION
COMPANY


GOLD STANDARD
HEARING AID VERIFICATION

WHY AUDIOSCAN?

**BECAUSE EVERYONE
DESERVES THE BEST POSSIBLE
HEARING EXPERIENCE.**



We are innovators and industry leaders on a mission to make the most intuitive and advanced verification equipment on the market.



HERE ARE 4 FACTS YOU SHOULD KNOW ABOUT US:



We are the leading supplier of verification equipment in North America.



We provide expert education and support directly and through our global distribution network.




We have 30+ years of experience in developing hearing instrument verification equipment.



We are constantly innovating so you can provide your patient with the best possible hearing experience.

LEADING-EDGE INNOVATION

We look ahead and push forward, envisioning and developing the next level of hearing aid verification. The Audioscan team is always focused on creating refined and easy-to-use solutions.



OUR PIONEERING SPIRIT HAS RESULTED IN **MANY FIRSTS, INCLUDING:**

1ST Portable real-ear and test box

1ST Binaural test box

1ST Calibrated real-speech signals

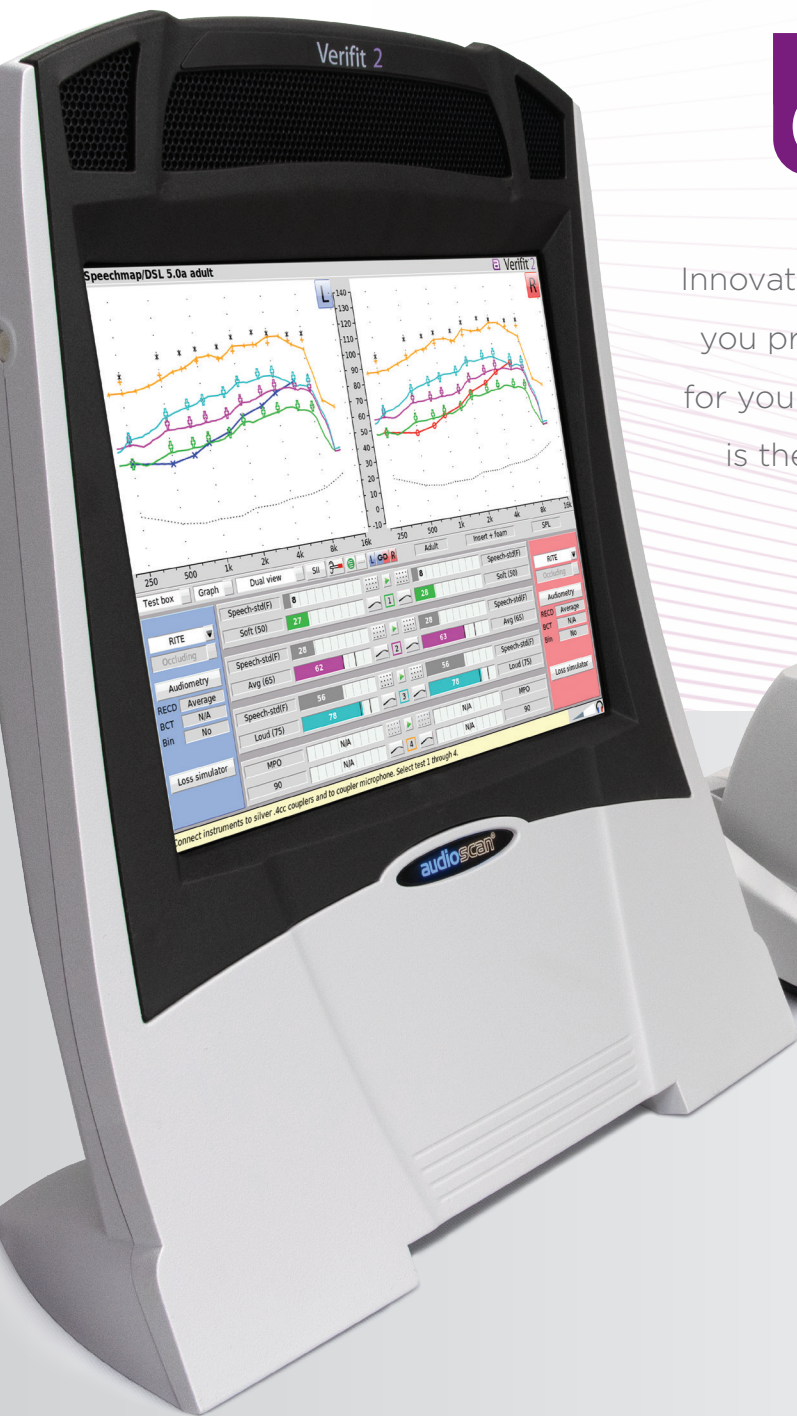
1ST Dedicated, speech-activated directional test

1ST Binaural REM patient positioning tool

1ST Sensory loss simulator

1ST Percentile analysis of speech

1ST Speechmap auditory mapping / SPL verification



Verifit[®] 2

Advanced Verification

Innovation is how we deliver on our promise to help you provide the best possible hearing experience for your clients. We're proud to say that the Verifit2 is the most intuitive and advanced verification system in the world.



Verifit Skull Simulator
(optional accessory)

FEATURES & BENEFITS

Speechmap®

Speechmap's guided workflow makes hearing instrument verification intuitive while offering accurate results using the industry's most advanced tools.

Guided Workflow

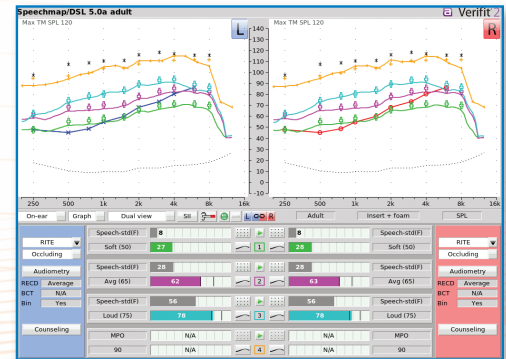
- Increases verification efficiency and offers ease of use

Audibility Mapping

- Verify audibility and listening comfort for amplified signals
- Verify to validated, generic fitting formula targets
- Accurately assess hearing instrument output relative to dynamic range of the patient

Percentile Analysis

- Document hearing instrument compression and accurately assess the provided audibility.



ProbeGUIDE™

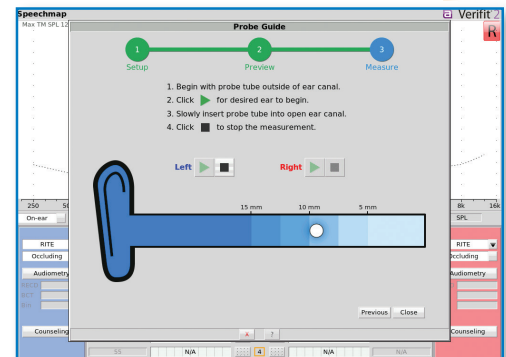
ProbeGUIDE provides real time, software-assisted probe tube placement. Real-ear verification is easier than ever and there is no need for additional hardware, software licenses or complicated techniques.

Real-time assistance

- Constantly tracks the probe tube, giving real-time feedback that enables accurate placement while avoiding patient discomfort from eardrum contact
- Supports confident probe tube placement

Algorithm developed using machine learning

- Accurate prediction of probe tube tip distance from eardrum results in easier REM and more precise REM results*
- Provides reliable REM results across clinicians and clinic locations
- Resistant to the ambient noise that can occur in a busy clinical environment



Verifit Skull Simulator

Objectively verify audibility and adaptive features with bone-anchored hearing devices (BAHDs).

No external power supply required

- Easy to set up and use, just plug Verifit Skull Simulator into the coupler jack inside the test box

DSL-BCD targets in Speechmap

- Objectively verify that appropriate levels of audibility are provided for various speech signals

ANSI/IEC, directional, noise reduction testing

- Conduct quality control testing and assess the impact of advanced features

No license required

- No extra cost for an additional software suite

Wideband Measurement

Measure the high frequency amplification of hearing instruments that claim extended bandwidth.

Wideband audiogram entry and hearing instrument verification to 12.5 kHz

- Ensure patients have access to valuable speech information above 8 kHz
- Obtain the sound quality improvements that accompany wideband amplification

VerifitLINK™

Verify and adjust hearing instruments to target automatically through a direct interface with the fitting software.

- Ensures an objective verification against clinically-validated targets
- Provides accurate target match equivalent to manual methods in significantly less time**

Office Integration

Easily integrates into your existing office systems and clinical test space to support multiple workflows.

Optional Noah Module

- Quickly transfer audiometry stored in Noah into the Verifit2
- Store and retrieve test results electronically, giving you the flexibility to go paperless
- Easily generate PDF reports that integrate with EMR systems via shared network folders

Remote Operation on PC

- Teleaudiology compatible
- View/operate Verifit2 from a PC
- On-top mode allows hearing instrument measurement and adjustment to occur together on one screen

Printing Flexibility

- Multiple printing options: print via the Noah module, a network connected printer, a USB-connected printer, or print-to-file

PATIENT COUNSELING

VERIFIT2 IS AS EFFECTIVE FOR COUNSELING AS IT IS FOR VERIFYING HEARING INSTRUMENTS.

Dedicated Counseling Tool

Improves patient counseling and provides a better hearing instrument experience

Quick-Access SII Counseling

Quickly generate an individualized SII graph to show potential benefit of amplification for speech understanding

Sensory Loss Simulator

Models conductive and sensorineural hearing losses for counseling family members on the patient experience



Binaural Measurement

Simultaneous binaural measurement makes verification as efficient as possible.



Simultaneous Binaural Measurement, REM & Test Box

Faster, easier verification

Assess binaurally linked operation of hearing instrument features

Unique-to-Verifit2 Binaural Test Box

Faster, more accurate testing of hearing instruments

Demonstrate old versus new hearing instrument technology

Adapters and quick-connect couplers make testing hearing instruments easy and efficient



Real-Time Headphone Monitoring

Assists hearing instrument programming decisions

Enables troubleshooting of hearing instrument sound quality issues



NUMBER 1 IN VERIFICATION

STANDARD VERIFICATION

- Binaural REM and Test Box
- Wideband verification to 12.5 kHz
- Calibrated real speech & percentile analysis
- DSL, NAL, & CAMFIT targets
- Wideband RECD & REDD measurement
- ANSI/IEC test box measurement
- Binaural monitor headphones

ADVANCED VERIFICATION

- Binaural Sound Field Assist for simultaneous binaural REM
- Speech-activated directional test
- Noise reduction, feedback, occlusion tests
- SII target ranges in DSL adult & child
- RMS error from target
- Ambient noise level check for REM
- Verifit Skull Simulator (optional)
- FM fitting protocol
- Frequency lowering fitting protocol
- CROS/BiCROS fitting
- Telecoil testing in Speechmap

EASE-OF-USE FEATURES

- ProbeGUIDE probe tube placement tool
- VerifitLINK automated fit-to-target
- Noah module via wired or wireless networking
- PC control/display capability (On-top mode)
- Puttyless coupling in the test box
- Quick-connect couplers
- Automated Speechmap test sequencing
- Context sensitive help with instructive pictures

COUNSELING:

- Sensory Loss Simulator
- Quick-access SII Counseling
- Speechmap Counseling Tool

4 REASONS TO CHOOSE VERIFIT2:

1 **Speechmap**
Intuitive workflow for advanced hearing instrument verification and patient counseling

3 **ProbeGUIDE**
Guided probe tube placement simplifies REM, saves time, and ensures consistent measurement results

2 **Binaural Measurement (REM & Test Box)**
Efficient verification and counseling with the industry's only binaural test box

4 **Gold Standard**
Highly regarded and trusted by clinicians and researchers for decades

CONTACT US TODAY FOR A FREE DEMO AT [AUDIOSCAN.COM/DEMO](https://audioscan.com/demo)





REAL-EAR (REM) Per IEC 61669/ANSI S3.46**

REM Speakers dual 5 x 9 cm w/ ducted ports
Probe modules dual probe and ref. microphones
Probe microphone tube silicone 1 mm diameter x 75 mm
Analyzer frequency range 200 – 16000Hz
Analyzer filter parameters tones, warble 1/12 octave
speech, noise 1/3 octave
Analyzer display range 200 – 12500 Hz
Probe microphone noise floor (200 – 12500 Hz) <45 dB SPL
Frequency accuracy 1%
Measurement dynamic range 30 – 135 dB SPL (200 – 2500 Hz)
30 – 140 dB SPL (2500 – 12500 Hz)
Speech-like stimuli calibrated speech (level and spectrum), ISTS, band-limited
and s/sh for verifying frequency lowering, live speech
Broadband noise stimuli tone burst, pseudo-pink noise
Narrowband stimuli warble sawtooth modulated +/- 3% over 128 ms
User supplied stimuli WAV file, auto level
Stimulus level range 40 – 85 dB SPL in 5 dB steps
Measurement accuracy at 1 kHz (CAL position) +/- 1 dB
Measurement accuracy re 1 kHz 200 – 2000 Hz +/- 1.5 dB SPL
2000 – 8000 Hz +/- 2.5 dB SPL
8000 – 12500 Hz +/- 4 dB SPL
Equalization modified pressure method – concurrent and stored

**Distance of .5m in a quasi-free soundfield, where the boundaries of the room exert a negligible effect.

TEST BOX (HIT) Per IEC 60118/ANSI S3.22

Test box speakers 1 front, 2 side, 30 mm independent
Working space 28w x 12.7d x 3.8h cm³
Isolation @1kHz >25dB
Analyzer frequency range 200 – 16000 Hz
Analyzer filter parameters tones 1/12 octave
speech, noise 1/3 octave
Analyzer display range 200 – 12500 Hz
Coupler microphone noise floor (200 – 12500 Hz) <40 dB SPL
Frequency accuracy 1%
Measurement dynamic range 30 – 135 dB SPL (200 – 2500 Hz)
30 – 140 dB SPL (2500 – 12500 Hz)
Speech-like stimuli calibrated speech (level and spectrum), ISTS, band-limited
and s/sh for verifying frequency lowering, live speech
Broadband noise stimuli tone burst, pseudo-pink noise
Narrowband stimuli pure tone
User supplied stimuli WAV file, auto level
Test stimulus levels 40 – 90 dB in 5 dB steps
Test stimulus distortion (tone) <2% at 90 dB SPL
<0.5% at 70 dB SPL
Measurement accuracy at 1 kHz (CAL position) +/- 1 dB
Measurement accuracy re 1 kHz 200 – 2000 Hz +/- 1.5 dB SPL
2000 – 8000 Hz +/- 2.5 dB SPL
8000 – 12500 Hz +/- 4 dB SPL
Equalization modified pressure method – concurrent
Harmonic distortion measurement 2nd and 3rd or 2nd plus 3rd
Harmonic distortion range 200 – 4000 Hz
Harmonic distortion accuracy +/- 1%
Battery drain range (+/- .01 mA) 0 – 20 mA
Battery drain accuracy +/- 5%
Telecoil loop accuracy +/- 3 dB
Telecoil stimulus 31.5 mA/m per ANSI S3.22

GENERAL

Temperature (storage) -20 to +60°C
Relative humidity (non-condensing) 5% to 95%
Atmospheric pressure 810 – 1060 hPa
Power source 100 – 240V, 47 – 63Hz, 1.35A
Overall dimensions:
Display unit WxHxD 35.6 x 40.3 x 16.5 cm (14 x 16 x 6.5 in.)
Test box WxHxD 35.6 x 13.7 x 32.8 cm (14 x 5.4 x 12.9 in.)
Weight 6.5 kg (14.4 lbs)
Display type LED backlit active color
Display size 12.1 in. diagonal

Stereo headphone monitor amplifier
250 mW into 16 ohms, L/R
Power amplifiers 2 @ 5 watts each
Simultaneous stimulus channels 2
Simultaneous measurement channels 2
Connectors
1 - Ethernet (RJ45)
5 - USB
1 - HDMI
2 - External speakers (RCA)

1 - Display unit/Test box interconnection (HDMI style)
1 - Probe dock (Mini-din)
2 - Probe microphone (3.5 mm TRS)
1 - WRECD transducer (3.5 mm TRS)
1 - Teletest handset (3.5 mm TRS)
1 - Binaural monitor headphone (6.3 mm TRS)
2 - Test box ref. mic. (3.5 mm TRS)
1 - Binaural coupler microphone (3.5 mm TRS)
1 - Battery substitute (3.5 mm TRS)

For detailed testing capabilities, see the Verifit2 user guide at <https://audioscan.com/library>

CONTACT US TODAY FOR A FREE DEMO AT [AUDIOSCAN.COM/DEMO](https://audioscan.com/demo)

