

VISUAL SCREENER



Do you have
all you require?

WELCOME TO THE WORLD OF VT1®

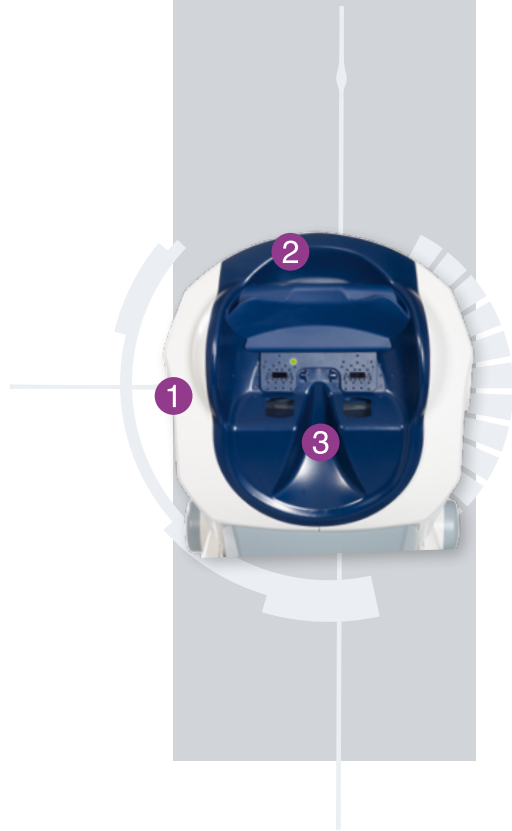


ASSETS

- Easy, fast and complete
- Programmable test sequences according to your requirements
- Adaptable and customized to your needs
- Help support for interpretation of results and creation of sequences

CE





INTELLIGENCE WORKING FOR PROFESSIONALS

The **VT1®** device is intended for use in Occupational Health and Preventive Medicine departments.

3-patent innovative technology.

A combination of optical, electronic and computing high technology to perform visual acuity measurements and screen for visual problems.

- 1 **Adapted for wearers of progressive lenses.**
Move from far to near vision simply by lowering the eyes.
- 2 **A sensitive detector and ergonomic forehead rest**
ensure optimum facial position
- 3 **Complete visual field analysis**
A patented motorized system tests 32 points per eye from 20°-30° for central visual field.



WHEN SIMPLICITY GOES HAND IN HAND WITH EFFICIENCY

The **VT1®** software is intuitive, quickly and efficiently performing your tests within minutes:

- Access your database and export tests to interface with your medical software
- Create test sequences depending on work categories tested and apply a scoring to determine aptitude
- Personalize operator and patient instructions




The pack is the best option to benefit from the VT1 software and LCD remote control at the best price.

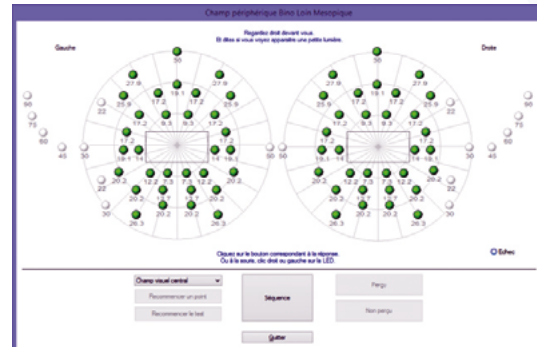
Drive your device from your computer or remote control at your convenience.

A PANEL OF TESTS FROM BASIC TO DETAILED

So as not to overlook a serious illness the **VT1®** world offers a large choice of tests. We are developing alongside your profession.



1-2. Acuity and Hyperopia 20/20-20/100. 3. Amsler.
4. Astigmatism. 5. Depth perception. 6. Colours. 7. Phorias.
8. Contrast. 9. Complete visual field. 10. Fusion test. 11. Visual field.



Visual field test

DEPISTEO
innovation

Standard visual field in a compact screening device

COMPLETE VISUAL FIELD TEST

With a total of 84 light stimuli, the **VT1®** tests central field (20° - 30°), horizontal field (180°), vertical field ($\pm 22^\circ$ $\pm 30^\circ$) and nasal field (50°). Most central disorders are due to retinal problems such as ARMD.



Glare sensitivity, when there is too much light for the eye to cope with.

Glare resistance is the recovery time required after being blinded. These two additional tests are intended for professional vehicle drivers.

Did you know ?

At 80 miles/hour our vision is reduced to 30°. This concerns everyone, not only professional vehicle drivers. An increase in recovery time could be caused by: astigmatism, advancing age, cataracts and poor compensation.

COMPARE THE MODELS AND CHOOSE YOUR OWN

	VT1 MASTER GT EDITION	VT1 MASTER EDITION
BASIC TESTS		
LETTERS (BINO & MONO)	•	•
LANDOLT RINGS (BINO & MONO)	•	•
AMSLER	•	•
HYPEROPIA TEST	•	•
DEPTH PERCEPTION	•	•
FUSION	•	•
ASTIGMATISM	•	•
VERTICAL & HORIZONTAL PHORIAS	•	•
ISHIHARA TYPE COLOURS TEST	•	•
HORIZONTAL AND VERTICAL VISUAL FIELD	•	•
ADDITIONAL TESTS		
CENTRAL VISUAL FIELD	•	•
GLARE SENSITIVITY	•	
GLARE RESISTANCE	•	
CONTRAST SENSITIVITY	•	•
CHILDREN ACUITY	•	
CHILDREN PHORIAS	•	
FUNCTIONS		
FAR VISION	•	•
INTERMEDIATE VISION	•	•
NEAR VISION	•	•
HIGH PHOTOPIC	•	•
LOW PHOTOPIC	•	•
MESOPIC (NIGHT VISION)	•	•
DRIVING MODE		

Glare Sensitivity, Glare Resistance et Central Visual Field tests are not available on the LCD remote control

**PREMIUM
VERSION**

**STANDARD
VERSION**



THE VT1 IS AVAILABLE IN "PACK" VERSION (SOFTWARE & REMOTE CONTROL) OR SIMPLY IN COMPUTERIZED VERSION (SOFTWARE). WHATEVER CATCHES OUR EYE!



WEIGHS ONLY 10 LBS,
BUT IF TRAVELLING
OPT FOR THE TRANSPORT
CASE

YOUR DISTRIBUTOR

WARRANTY	2 years
DIMENSIONS	57 x 43 x 35 cm / 21 x 14 x 18'
WEIGHT	4.8 kg / 10.7 lbs
LIGHTING CONDITIONS (NOMINAL VALUES)	<ul style="list-style-type: none"> • High photopic (160 candelas) • Low photopic (80 candelas) • Mesopic night vision (3 candelas)
LIGHTING SYSTEM	Lit by 16 white LEDs driven by microcontroller and diffuser system
DISTANCES	<ul style="list-style-type: none"> • Far vision 5m ± 0.1 m / 16.4' ± 0.4' • Intermediate vision 60 cm ± 0.5 cm / 23.6' ± 0.2' • Near vision 33 cm ± 0.25 cm / 13.0' ± 0.1' • Hyperopia lenses: +1 diopter
TEST BAND	High definition photographic film
REACTIVITY	Time between two neighbouring tests: 700ms Time to go from one slide to another: 1s
TEST TIME	<ul style="list-style-type: none"> • Routine test: 3 minutes • In-depth test: 5 minutes
OPERATING TEMPERATURE	between 15 and 35°C / between 59 and 95°F
HUMIDITY	75% maximum
POWER SUPPLY	12 VDC from an external medical power supply
POWER	24W
REFERENCE STANDARDS	EN60601-1, EN60601-1-2, NF EN ISO 8596
MARKING	CE
MEDICAL CLASS	Class I
APPLIED PART	Type B

VT1 V020ENG04-2019. This medical device is a regulated health product and thus bears the CE marking. DEPISTEO reserves the right to modify the features and performance of the VT1® without prior notice. Please read the User Manual before use.



550 Pharr Road, NE, Suite 201
Atlanta GA 30305

Phone: +1 800 496 8290
Fax: +1 800 496 8290
contact@depisteo.com

