



MedRx AWRC

Audiometry & Wireless
REM/LSM


Wireless REM/LSM and Clinical Audiometer Combined in One Compact System

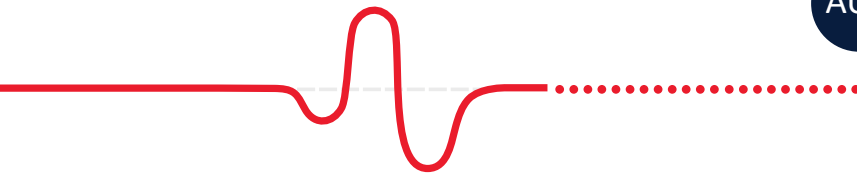
Audiometry Testing up to 20 kHz
with High-Frequency Option

MedRx[®]

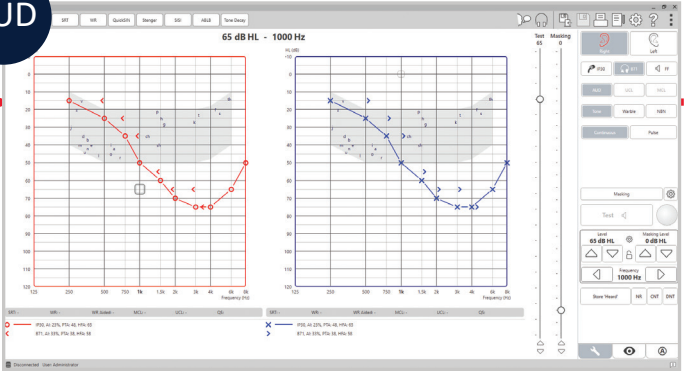
888-392-1234

To Schedule An Online Demo





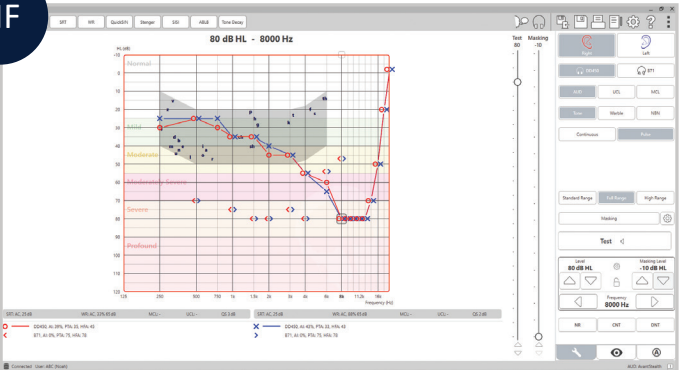
AUD



Dual Channel Audiometry

Perform air conduction, bone conduction, masking and speech testing using the mouse and/or keyboard with ease.

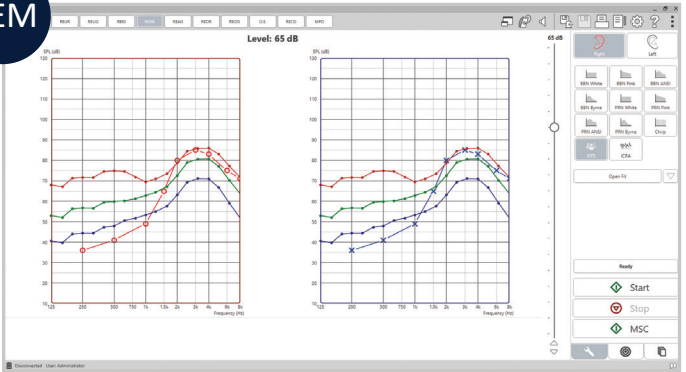
HF



High Frequency Option

Allows Testing Up To 20 kHz with the high frequency option.

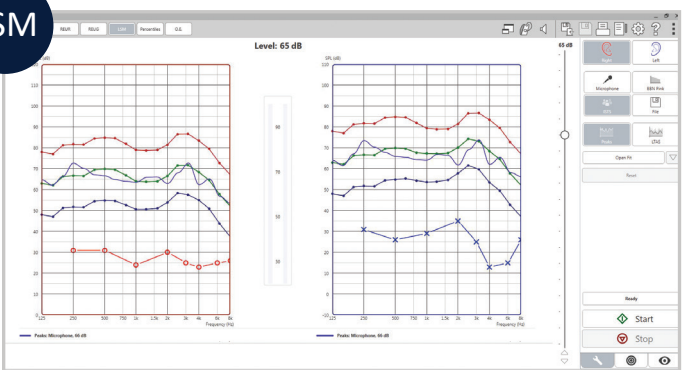
REM



Real Ear Measurements

IEC/ANSI standard REM functions are provided for: REUR, REUG, REIG, REAG, REAR, REOR, REOG and RECD.

LSM



Live Speech Mapping

Live Speech Mapping (LSM) a quick and successful approach to hearing instrument fitting.

AWRC Standard Accessories

- Wireless Probe Mics with Bow and Charging Base
- Transducers: DD65v2 or DD45 or IP30
- Bone Conductor
- Monitor Headphone
- Speaker
- Patient Response Switch
- Talkback Microphone
- Auditec Sound File License
- QuickSIN™ License
- USB Cable
- External Power Supply
- Probe Tube Pack
- Software & Manuals
- Carrying Case

AWRC Optional Accessories

- High Frequency Option with DD450 Headphones
- RECD Coupler



Probe Tube Depth Guide

New Feature Probe Tube Depth Guide

Audiometry and Wireless REM/LSM In One Compact Device

- Complete Air, Bone, Speech and Masking Audiometry
- Tinnometer Software Compatible
- Built-in Special Tests, Word Lists, and Auto-Scoring
- Audiometry Testing up to 20,000 Hz with High-Frequency Option
- Wireless, Binaural Live Speech Mapping and Real Ear Measurements
- REM Autofit Capable
- 3rd Party Counseling and Demonstration with Hearing Loss Simulator and Master Hearing Aid
- PC-Powered with USB-C Connection and Set-up
- Portable and Compact at Only (L x W x H) 8" x 5" x 1.25"
- Noah, TIMS, Blueprint OMS, Sycle and OtoAccess 2 Compatible

MedRx AWRC

The MedRx AWRC is a complete dual-channel audiometer and high frequency wireless REM/LSM system combined for convenient, space-saving testing and fitting. The 2-in-1 device is optimized for mobile testing or to reduce your equipment's desktop footprint. With a high frequency audiometer option available, you can ensure you're choosing features that align best with your practice's needs. The MedRx AWRC allows you freedom and flexibility to operate at your most efficient.

Contact your local MedRx Sales team to upgrade to high frequency audiometry at any time.

Wireless Real Ear Measurement and Live Speech Mapping

MedRx's modern REM and LSM software modules allow clinicians to fit hearing aids more accurately than ever, improving patient satisfaction and reducing hearing aid returns. Powered only by the USB on your computer, the AWRC comes standard with a high frequency fitting capability that allows clinicians to fit up to 12,500 Hz. The AWRC also uses two wireless Bluetooth



probe microphones that connect to your REM system automatically for each fitting session.

Dual-Channel Audiometry

MedRx's audiometry modules allow hearing care providers to perform tests on a modern, easy-to-use software. Use this software to test at 8,000 or out to 20,000 Hz with an optional high frequency add-on. Audiometer modules always come with built in special tests, QuickSIN, and word lists, and auto-scoring.

Counseling Tools

MedRx's Hearing Loss Simulator (HLS) and Master Hearing Aid Modules (MHA) are available on all AWRC devices, giving providers the tools they need to counsel patients and family members. The HLS demonstrates the effect of the client's hearing loss for the spouse or family member. The Master Hearing Aid Simulator (MHA) demonstrates the benefits of a hearing aid to an inexperienced user.

MedRx AWRC

Technical Specs

Standards:

REAL EAR MEASUREMENT: Meets Or Exceeds All Tests Required In The ANSI S3.46 Methods Of Measurement Of Real-Ear Performance Characteristics Of Hearing Aids, Along With The Requirements Of IEC 61669

Probe Microphones (L/R): Dual Electret Microphone Elements

Probe Microphone Tube: Silicone 1.0 mm Nominal Diameter

Measurement Range: 40-120 ± 3 dB SPL

Measured Frequency Range: 125-12500 Hz

Test Stimuli: Broadband Noise And Synthesized Random Noise – Pink, White, Byrne LTASS And ANSI Weighted; ICRA; ISTS Microphone, File, CD-ROM For Live Speech Mapping, Chirp

Test Stimulus Levels At 1m: 40-90 dB SPL In 1 dB Steps – 200 Hz Through 12500 Hz (Depending On Speaker Wattage And Efficiency)

Test Stimulus Accuracy: ± 3dB SPL

Equalization: Pressure Method

Analysis Mode: User Selectable 1/3, 1/6, 1/9, 1/12, 1/24, 1/48 Octave Bands

ANSI S3.46 Test Available IEC 61669: Real Ear Unaided Response, Real Ear Unaided Gain, Real Ear Insertion Gain, Real Ear Occluded Response, Real Ear Occluded Gain, Real Ear Aided Response, Real Ear Aided Gain

Other Tests Available: Live Speech Mapping With Peaks And LTAS Analysis; Real Ear To Coupler Difference, Occlusion Effect, Percentile Analysis

Prescription Methods: NAL-RP, 1/3 Gain, 1/2 Gain, Berger, Pogo 1, Pogo 2, FIG6, DSL m[I/O], NAL-NL1, NAL-NL2

Probe Monitoring: Available With Operator Headset

REM EXTERNAL CONNECTIONS

Power Connection: USB 3.0 Input 5.0 Volt Bus

USB 3.0 Input: Standard USB “C” Socket

Line-Output Jack (REM Or Audiometry Speakers): 3.5mm Stereo Jack

Speaker Output (Internal Amplifier) (2): 3.81mm Pluggable Spring Clamp

Probe Microphones inputs: Bluetooth

Operator Headset Jack (REM Or Audiometry): 3.5mm Stereo Jack

Patient Headset Jack (Client): 3.5mm Stereo Jack,

Power Jack: 2.1mm X 5.5mm

HEARING LOSS SIMULATOR AND HEARING AID SIMULATOR: Software Based Sound Equalization With Available Live Speech Mapping Functionality. Frequency Range 125Hz – 8000 Hz, 13 Band Equalizer

Standards:

AUDIOMETRY: ANSI S3.6 Type 1 HFAE (IEC 60645-1 & 2), Tone Audiometry, Speech Audiometry, Stenger Test, QuickSIN™, ABLB, SISI, Tone Decay, Hughson Westlake Automated Audiometry

Channels: Two

Outputs: Insert Earphones, Headphones, Bone Conductor, Free Field - Line Level Output Or Internal Amplifier

Tone Stimuli: Pure Tone, Warble Tone, Continuous Or Pulsed, Warble Modulation Frequency And Pulse Period Are User Adjustable

Masking Signals: Tone Audiometry: Narrow Band Noise (default), Speech Weighted Noise, White Noise. Speech Audiometry: Speech Weighted Noise (Default), White Noise, External Recorded (Opposite Channel)

Frequency Range USB Power Only: Air: 125 Hz – 20000 Hz, Bone: 250 Hz – 8000 Hz

Sound Field: 125Hz – 8000Hz (Line Level)

Acoustic Distortion: < 1.0% At 500 Hz, 100dB SPL

Noise Floor: < -10dB HL From 125 Hz – 20000 Hz

Attenuation: 1dB or 5dB Steps, User Selectable

Minimum / Maximum Output: -10 dB To 120 dB HL At 1 KHz – Air (¼ Inch Mono Jacks), -10 dB To 75 dB HL At 1 KHz – Bone (¼ Inch Mono Jack)

Free Field Output: Frequency Range 125 - 8000 Hz, Dynamic Range 60-90+ dB SPL At 1 Meter Distance, (Using 50 Watt Stereo Amplifier With 89 dB Sensitivity Speakers)

Speech Input: Microphone (3.5 mm Stereo Jacks)

I/O Jacks – 3.5mm: Operator Headphones (Output Shared With REM), Operator Talk Forward Microphone, Patient Talk Back Microphone, Free Field (Line Out Shared With REM)

I/O Jacks – 1/4”: 2 Left Air Conduction, 2 Right Air Conduction, Bone Conduction, Patient Response Switch

POWER (FOR BOTH REM & AUDIOMETRY) USB

3.0 Input: 5.0 Volt Bus

Max Power Consumption: Less Than 900 mA At 5.0 Volts

Power Supply - Internal Speaker Amp: 15V DC, 2A

Optional Powered Speakers: 120V, 60 Hz Or 100V – 240V, 50/60 Hz Available

Power Supply: USB To Computer

Operating Temperature: 10°C To 35°C

Operating Humidity: 30% To 90%

Storage Temperature: -20°C To 50°C

Storage Humidity: 10% To 90%

Dimensions: Approx. 20cm x 12cm x 3cm (L x W x H)
Approx. 8” x 5” x 1.25” (L x W x H)

Weight: < 1 kg, < 2 lbs

MedRx Minimum Computer Specs:

Windows® PC compatible computer, Intel™ i5, 2.0 GHz or better. 4 GB RAM. 20 GB free hard drive space. Available 2.0 USB Port. Windows 10 or 11 Professional (32 Or 64-Bit).

MedRx®

Good Things Come In Small Packages

MedRx, Inc

1200 Starkey Rd. #105

Largo, FL 33771 U.S.A.

888-392-1234 • 727-584-9600

Fax: 727-584-9602

Email: sales@medrx-diagnostics.com

www.medrx-diagnostics.com

MX-AWRC-DS-1 Rev. 1

