


Otoport

DP CLINICAL

Exactly What's Needed For Clinical OAEs



ANNIVERSARY EDITION



Otoport

DP CLINICAL

Designed for the clinic and screening applications, the Otoport DP Clinical handheld OAE instrument can meet your needs. It's easy to switch between analytical clinical modes and screening modes.




POWERFUL ANALYSIS
Clinical level
DPOAE & TEOAE



PEDIATRIC FRIENDLY
Distraction animated display



FREQUENCY RANGE
DPOAE 1 to 8 kHz,
12 Frequency



Otoport DP Clinical provides high quality 12 frequency DPgrams with settable normative range markers from 1-8kHz. Tests are highly configurable. You can preconfigure two clinical DPOAE modes which are easily accessible. Select the stimulus level from 6 L1, L2 combinations and choose the analysis display as half octave or DPgram. Add TEOAE option to complete your clinical OAE examination. TEOAEs displayed as a waveform or 1/2 octave analysis, 1-4kHz. There are two preconfigurable TEOAE clinical modes.

The Otoport DP Clinical pediatric screening mode is fast and highly effective with children, alerting you to the possibility of both conductive and cochlear losses. With visual distraction displays, one of 3 cartoons will engage the child to encourage quietness. The cartoon gradually fills with color if the child is quiet but colors fade when the child is noisy.

The Otoport DP Clinical is also an ideal newborn screener whatever your preferred screening method. It includes 2 DPOAE pre-configurable screening modes. Automated start for speed with clear pass/refer indications based on configurable pass criteria.

Operation

- 6 DPOAE protocols (add TEOAE option with 2 protocols)
- Configurable noise management and rejection
- Each test is saved with the actual physiological response
- Comprehensive probe fit and noise level indicators
- Selectable automated DP frequency sweep management
- Individual band pass indications
- Link test macro function
- Enter full demographic patient data as needed

Quality Assurance

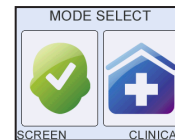
- On board Probe test facility and Probe ID tracking
- Create multiple user logins, password protection & admin control if required

Hardware

- Lightweight and portable with easy-to-use keypad
- Long battery life - up to 250 test cycles or one full working week
- Choice of language - English, Spanish, Turkish, Portuguese, Italian, German, Polish, Hungarian, French



3 animated distraction displays. Color gradually fills if the child is quiet and fades when noisy



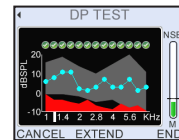
Easy-to-use one key screening or clinical setup



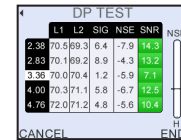
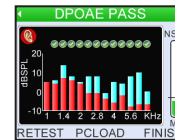
Link test macro function - build a protocol giving a sequence of DP and/or TE tests




Any 2, 3, 4 or 5 bands configurable DP pass criteria



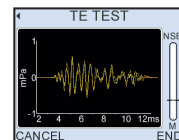
High quality 12 frequency line/bar DPgrams or higher resolution with normative range markers from 1-8kHz up to 4pts/octave and or higher resolution



Numerical table of signal, noise and SNR



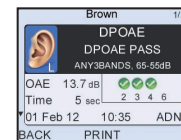
Any 2, 3, 4 or 5 bands configurable DP pass criteria



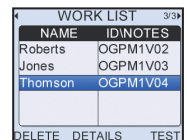
(TEOAE option available)
Live TEOAE waveform
Sensitive TEOAEs 1-4kHz



DPOAE Newborn screening with proven and trusted clear results (TEOAE option available)



1000 tests storage listed in chronological order with on-screen test result summary table. Detailed demographic data



Worklist and downloadable secure database. Login access if required

For further information, please contact us:

www.otodynamics.com
info@otodynamics.com



Otolink

PC Data Management Suite

Manage your data easily and efficiently with the Otolink PC patient data management suite. Download test results wirelessly* or via USB from the Otoport or when docked in the docking station**. Test details can be quickly reviewed, printed and archived. Printing reports directly to PDF file is available. Data can be exported, for example, to Oz, Hi Track, GDT, Noah*** or as CSV file. Patient work lists can be uploaded to the Otoport, assisting with managing workloads in busy environments. Otolink also provides access to firmware and application updates from Otodynamics via the internet. Compatible with Windows 10, 8 and 7.

* With wireless connection option

** With docking station option

*** With Noah option



Accessories

Included with your Otoport

- Charging cradle
- OAE probe with cable clip
- Sample ear tip pack
- Probe test cavity
- Sample infection control sleeve
- PC Otolink software
- USB download cable
- User manuals
- Carry Case
- Additional options available



Additional

Option for your Otoport

OAE + ABR

Add ABR with the easy-to-fit sleeve

At any time add ABR screening to your Otocheck with the easy-to-fit ABR sleeve. Ideal for newborn screening. Configurable dBnHL stimulus level. Choice of pass criteria. Automated start for speed. Clear pass/refer indication. Real time ABR waveform view. Worklist and user login option for large screening programs.

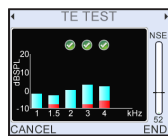
(Includes wireless option as standard).

(see Otocheck ABR brochure).



ADD ILOv6 SOFTWARE

Analyze collected data in detail on your PC via the ILOv6 software



ADD TEOAE

Complete your clinical OAE examination with highly sensitive TEOAEs, 5 frequency 1-4kHz



ADD MINI PRINTER

Compact, fast print time, numerical and band pass data. Automatic print-on-connect mode. Battery Powered. Choice of wired*/wireless** printing via the Otoport

*Wireless connection included as standard only available at time of order

**Wired printing not compatible with ABR sleeve



ADD WIRELESS CONNECTION*

Transfer data wirelessly to the Otolink suite. Print wirelessly to the Otodynamics Mini printer.

*Wireless connection only available at time of order.



ADD DOCKING STATION

The docking station replaces the Otoport charging cradle with full connectivity to the OAE Otoport, PC, printer and charger.

(not compatible with ABR sleeve)



Noah 4

ADD NOAH

Our NOAH option makes Otolink PC data management suite fully compatible with Noah 4 and Noah 4 based data systems



ANNIVERSARY
EDITION



Otodynamics Ltd.

30-38 Beaconsfield Road Hatfield Herts AL10 8BB UK

T. 1-800-659-7776 E. info@otodynamics.com

www.otodynamics.com