

Technical data sheet

miniRITE T

60 85 100 105



| | Oticon Opn S 1 | Oticon Opn S 2 | Oticon Opn S 3 | |
|--------------------------------------|---------------------------------|-----------------------------|-----------------------------|-----------------------------|
| Speech Understanding | OpenSound Navigator™ | Level 1 | Level 2 | Level 3 |
| | - Balancing power effect | 100% | 50% | 50% |
| | - Max. noise removal | 9 dB | 5 dB | 3 dB |
| | OpenSound Optimizer™ | • | • | • |
| | Speech Guard™ LX | Level 1 | Level 2 | Level 3 |
| | Spatial Sound™ LX | 4 estimators | 2 estimators | 2 estimators |
| | Soft Speech Booster LX | • | • | • |
| Sound Quality | Speech Rescue™ LX | • | • | • |
| | Clear Dynamics | • | • | - |
| | Spatial Noise Management | • | • | - |
| | Fitting Bandwidth* | 10 KHz | 8 KHz | 8 KHz |
| | Processing Channels | 64 | 48 | 48 |
| Listening Comfort | Bass Boost (streaming) | • | • | • |
| | Transient Noise Management | 4 configurations | On/Off | On/Off |
| | Feedback shield LX | • | • | • |
| Personalization & Optimizing Fitting | Wind Noise Management | • | • | • |
| | YouMatic™ LX | 3 configurations | 2 configurations | 1 configuration |
| | Fitting Bands | 16 | 14 | 12 |
| | Multiple Directionality Options | • | • | • |
| | Adaptation Management | • | • | • |
| | Oticon Firmware Updater | • | • | • |
| Connecting to the World | Fitting Formulas | VAC+, NAL-NL1 + 2, DSL v5.0 | VAC+, NAL-NL1 + 2, DSL v5.0 | VAC+, NAL-NL1 + 2, DSL v5.0 |
| | Stereo streaming (2.4 GHz) | • | • | • |
| | Oticon ON App | • | • | • |
| | ConnectClip | • | • | • |
| | Remote Control 3.0 | • | • | • |
| | TV Adapter 3.0 | • | • | • |
| | Phone Adapter 2.0 | • | • | • |
| Tinnitus SoundSupport™ | • | • | • | |

* Bandwidth accessible for gain adjustments during fitting

Operating conditions
 Temperature: +1°C to +40°C
 Relative humidity: 5% to 93%, non-condensing

Storage and transportation conditions
 Temperature and humidity should not exceed the following limits for extended periods during transportation and storage.
 Temperature: -25°C to +60°C
 Relative humidity: 5% to 93%, non-condensing

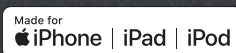
Oticon Opn S™ miniRITE T is a discreet style, based on the popular miniRITE, and features both telecoil and a convenient double push-button for easy volume and program control.

OpenSound Navigator™ helps users to select and understand speech in all types of environments by balancing the sound sources and attenuating noise.

OpenSound Optimizer™ improves users listening experience and comfort by blocking feedback and securing the targeted amplification of sound sources.

TwinLink™ wireless technology combines binaural communication and 2.4 GHz connectivity with stereo streaming directly from digital devices.

Oticon Opn S is built on the powerful Velox S™ platform which has a programmable firmware architecture, supporting future performance updates.

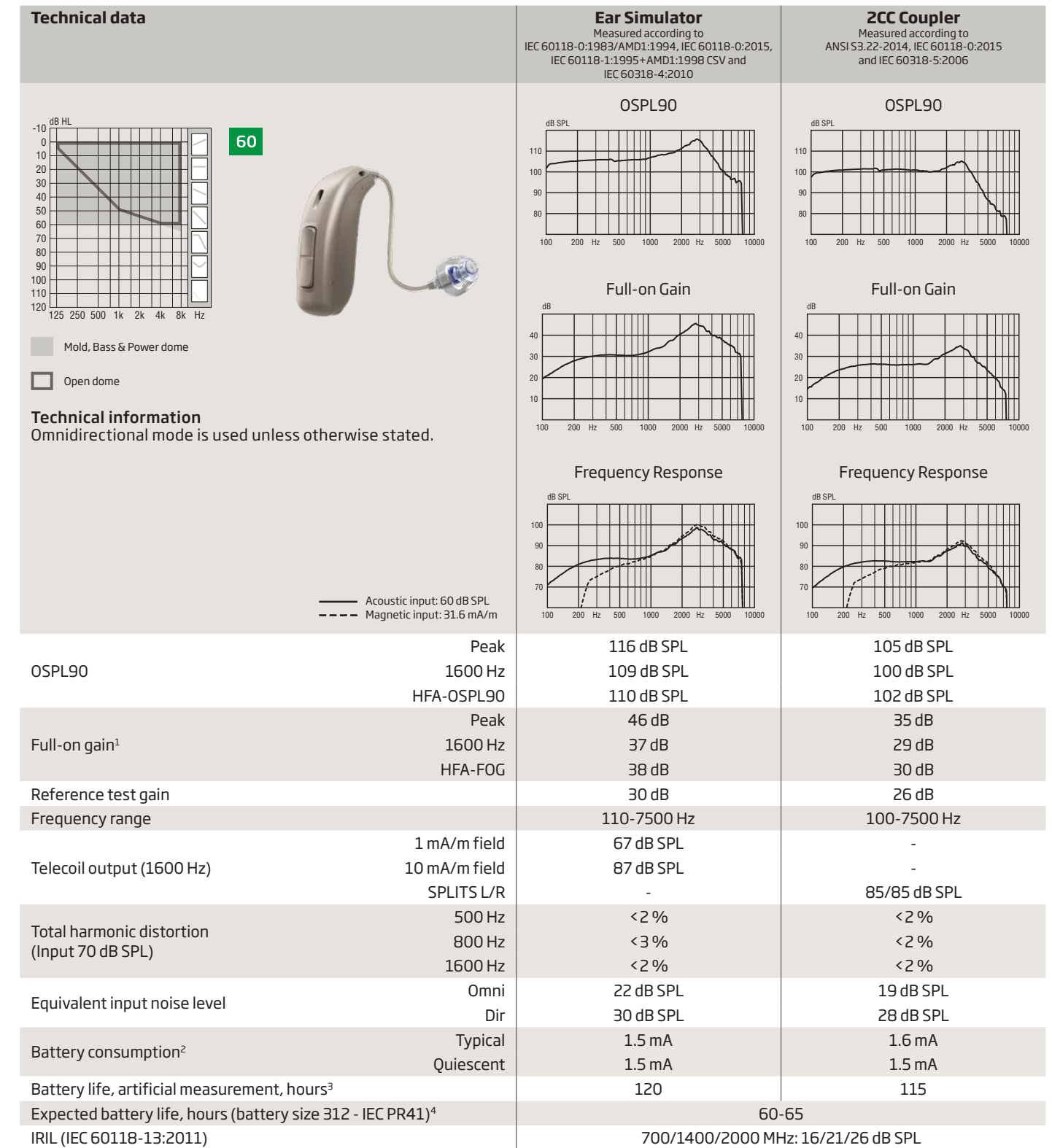
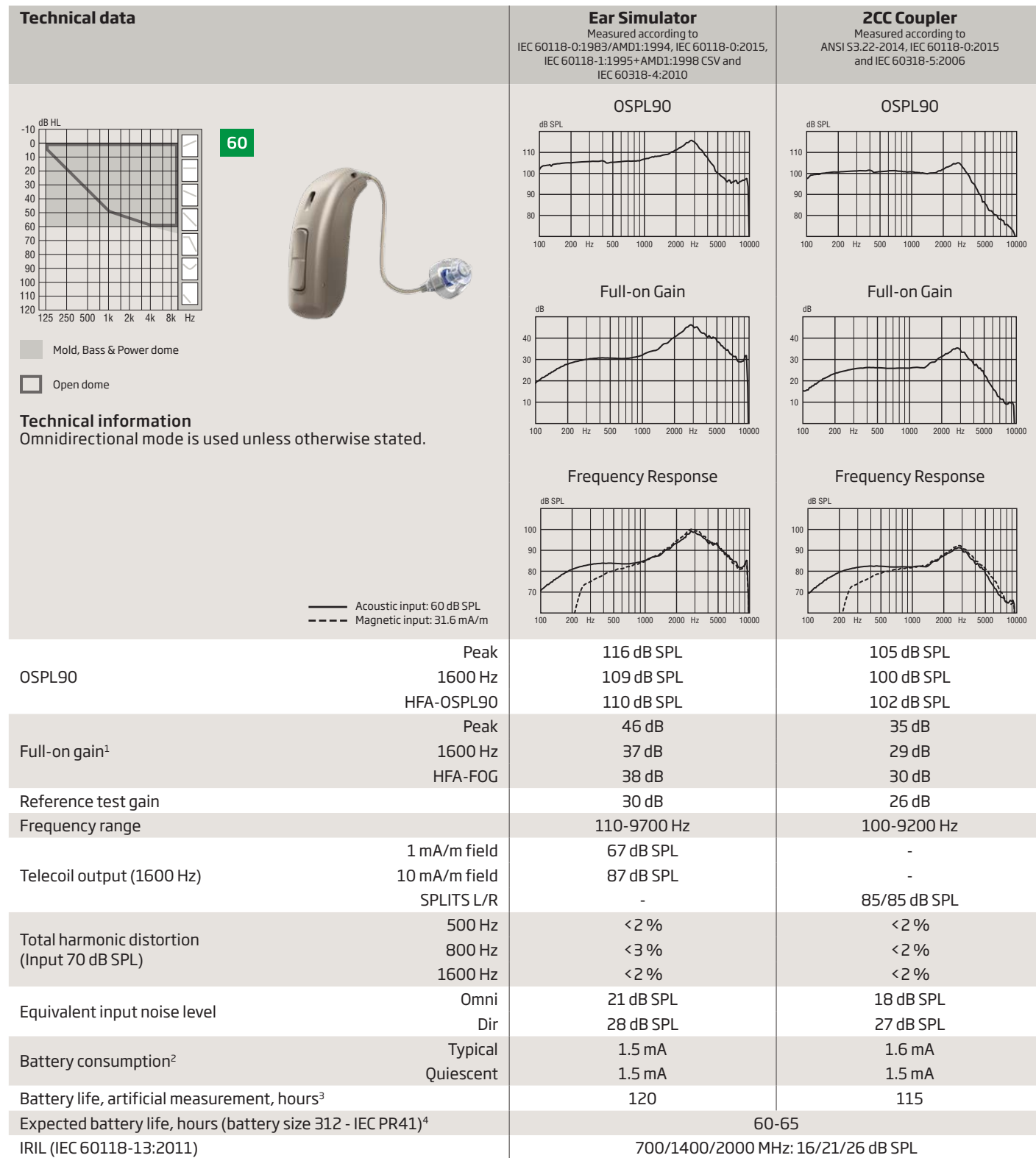


Oticon Opn S 1

miniRITE T 60

Oticon Opn S 2 & 3

miniRITE T 60



1) Measured with the gain control of the hearing aid set to its full-on position minus 20 dB and with an input SPL of 70 dB. This is to obtain a gain response equal to the full-on gain response from e.g. IEC 60118-0+A1:1994 but without influence of feedback.
 2) Battery current is measured according to IEC 60118-0:1983/AMD1:1994 §7.11, IEC 60118-0:2015 §7.7 and ANSI S3.22:2014 §6.13 after a settling time of minimum 3 minutes.
 3) Based on the standardized battery consumption measurement (IEC 60118-0:1983/AMD1:1994). The actual battery life depends on battery quality, use pattern, active feature set, hearing loss and sound environment.
 4) Real usage battery life is shown as an estimated interval based on mixed use cases with variable amplification settings and variable input levels, incl. direct stereo streaming from a TV (25% of the time) and streaming from a mobile phone (6% of the time).

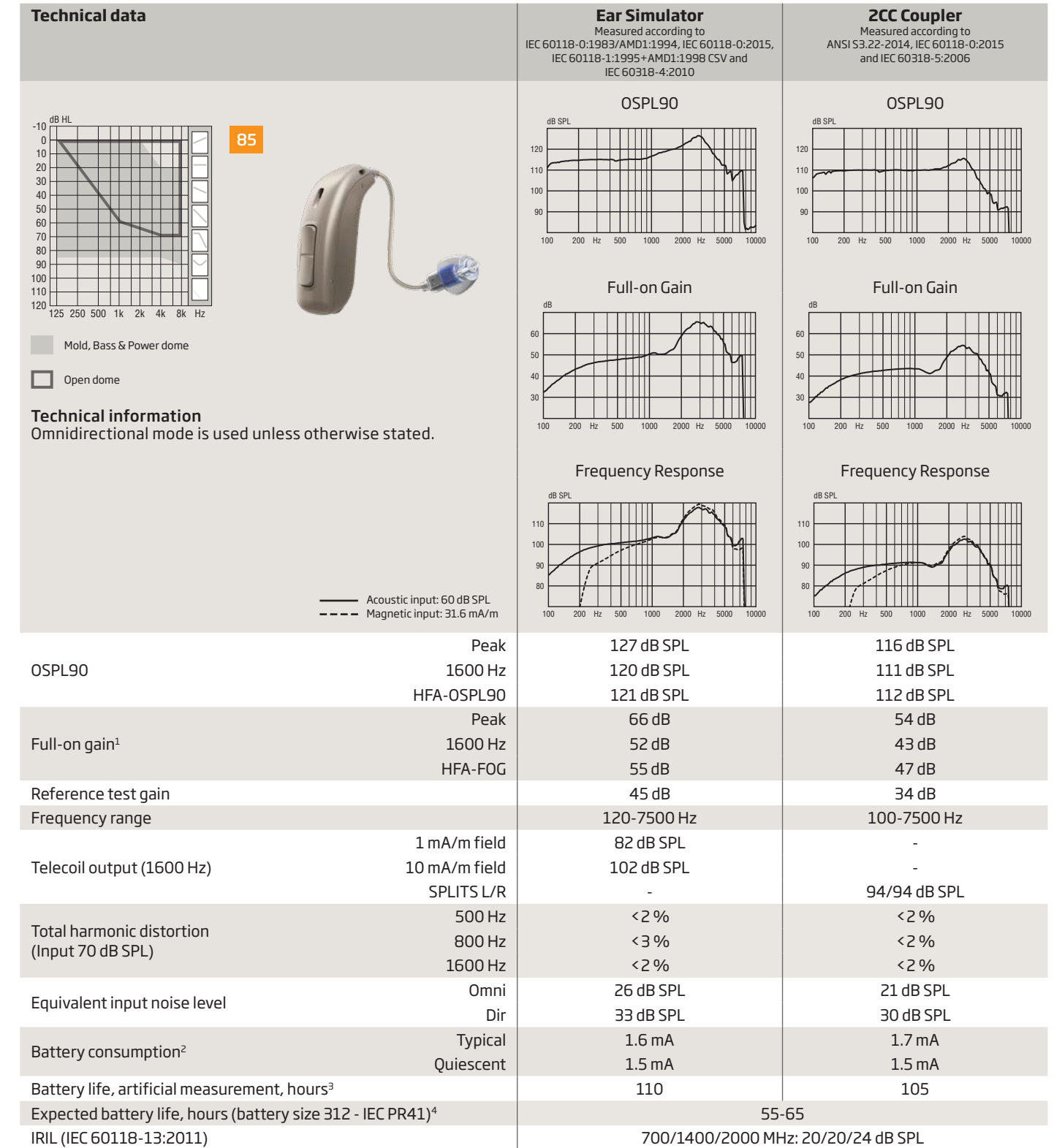
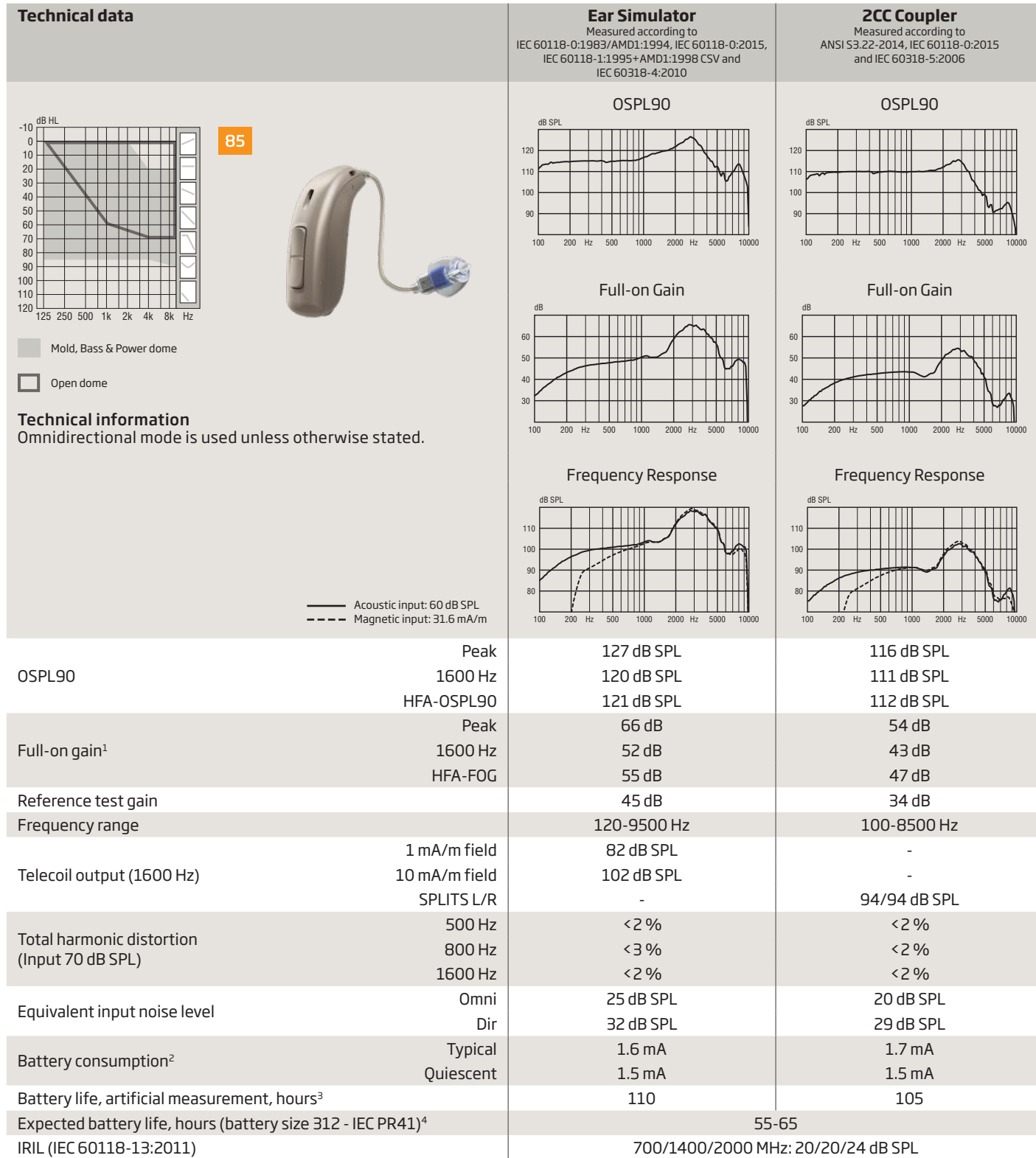
1) Measured with the gain control of the hearing aid set to its full-on position minus 20 dB and with an input SPL of 70 dB. This is to obtain a gain response equal to the full-on gain response from e.g. IEC 60118-0+A1:1994 but without influence of feedback.
 2) Battery current is measured according to IEC 60118-0:1983/AMD1:1994 §7.11, IEC 60118-0:2015 §7.7 and ANSI S3.22:2014 §6.13 after a settling time of minimum 3 minutes.
 3) Based on the standardized battery consumption measurement (IEC 60118-0:1983/AMD1:1994). The actual battery life depends on battery quality, use pattern, active feature set, hearing loss and sound environment.
 4) Real usage battery life is shown as an estimated interval based on mixed use cases with variable amplification settings and variable input levels, incl. direct stereo streaming from a TV (25% of the time) and streaming from a mobile phone (6% of the time).

Oticon Opn S 1

miniRITE T 85

Oticon Opn S 2 & 3

miniRITE T 85



1) Measured with the gain control of the hearing aid set to its full-on position minus 20 dB and with an input SPL of 70 dB. This is to obtain a gain response equal to the full-on gain response from e.g. IEC 60118-0+A1:1994 but without influence of feedback.

2) Battery current is measured according to IEC 60118-0:1983/AMD1:1994 §7.11, IEC 60118-0:2015 §7.7 and ANSI S3.22:2014 §6.13 after a settling time of minimum 3 minutes.

3) Based on the standardized battery consumption measurement (IEC 60118-0:1983/AMD1:1994). The actual battery life depends on battery quality, use pattern, active feature set, hearing loss and sound environment.

4) Real usage battery life is shown as an estimated interval based on mixed use cases with variable amplification settings and variable input levels, incl. direct stereo streaming from a TV (25% of the time) and streaming from a mobile phone (6% of the time).

1) Measured with the gain control of the hearing aid set to its full-on position minus 20 dB and with an input SPL of 70 dB. This is to obtain a gain response equal to the full-on gain response from e.g. IEC 60118-0+A1:1994 but without influence of feedback.

2) Battery current is measured according to IEC 60118-0:1983/AMD1:1994 §7.11, IEC 60118-0:2015 §7.7 and ANSI S3.22:2014 §6.13 after a settling time of minimum 3 minutes.

3) Based on the standardized battery consumption measurement (IEC 60118-0:1983/AMD1:1994). The actual battery life depends on battery quality, use pattern, active feature set, hearing loss and sound environment.


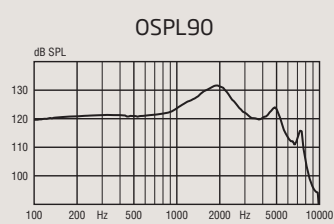
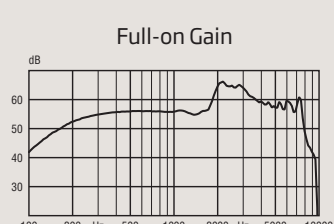
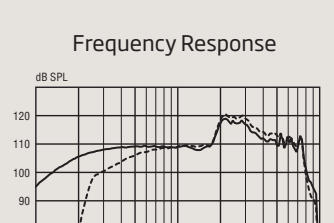
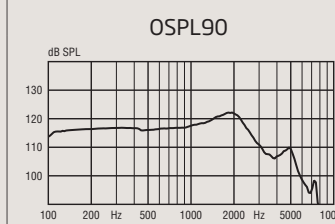
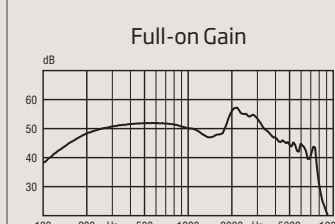
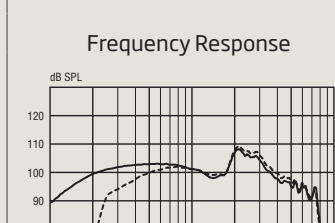
4) Real usage battery life is shown as an estimated interval based on mixed use cases with variable amplification settings and variable input levels, incl. direct stereo streaming from a TV (25% of the time) and streaming from a mobile phone (6% of the time).


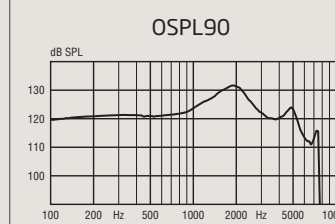
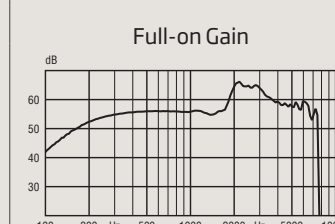
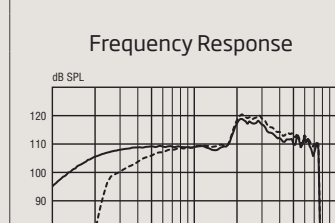
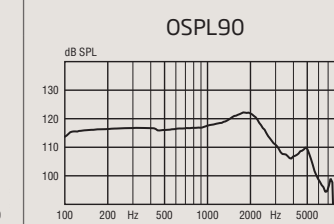
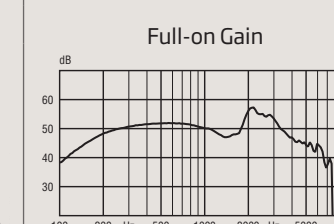
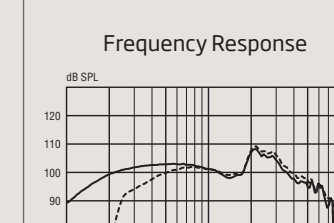
Oticon Opn S 1

miniRITE T 100

Oticon Opn S 2 & 3

miniRITE T 100

| Technical data | | Ear Simulator Measured according to IEC 60118-0:1983/AMD1:1994, IEC 60118-0:2015, IEC 60118-1:1995+AMD1:1998 CSV and IEC 60318-4:2010 | ZCC Coupler Measured according to ANSI S3.22-2014, IEC 60118-0:2015 and IEC 60318-5:2006 | | | | | | | | | | | | |
|---|------------|---|---|------------|------------|--|---------|------------|------------|--|------------|------------|------------|--|--|
|  <p>Power Receiver Mold, Bass & Power dome</p> | |    |    | | | | | | | | | | | | |
| Technical information Omnidirectional mode is used unless otherwise stated. | | Instrument warning The maximum output capability of the hearing instrument may exceed 132 dB SPL (IEC 711). Special care should be exercised in selecting and fitting the instrument as there may be risk of impairing the remaining hearing of the hearing aid user. | | | | | | | | | | | | | |
| <table border="1"> <tr> <td>OSPL90</td> <td>Peak</td> <td>132 dB SPL</td> <td>122 dB SPL</td> </tr> <tr> <td></td> <td>1600 Hz</td> <td>130 dB SPL</td> <td>121 dB SPL</td> </tr> <tr> <td></td> <td>HFA-OSPL90</td> <td>127 dB SPL</td> <td>118 dB SPL</td> </tr> </table> | | OSPL90 | Peak | 132 dB SPL | 122 dB SPL | | 1600 Hz | 130 dB SPL | 121 dB SPL | | HFA-OSPL90 | 127 dB SPL | 118 dB SPL | | |
| OSPL90 | Peak | 132 dB SPL | 122 dB SPL | | | | | | | | | | | | |
| | 1600 Hz | 130 dB SPL | 121 dB SPL | | | | | | | | | | | | |
| | HFA-OSPL90 | 127 dB SPL | 118 dB SPL | | | | | | | | | | | | |
| <table border="1"> <tr> <td>Full-on gain¹</td> <td>Peak</td> <td>66 dB</td> <td>57 dB</td> </tr> <tr> <td></td> <td>1600 Hz</td> <td>56 dB</td> <td>48 dB</td> </tr> <tr> <td></td> <td>HFA-FOG</td> <td>59 dB</td> <td>51 dB</td> </tr> </table> | | Full-on gain ¹ | Peak | 66 dB | 57 dB | | 1600 Hz | 56 dB | 48 dB | | HFA-FOG | 59 dB | 51 dB | | |
| Full-on gain ¹ | Peak | 66 dB | 57 dB | | | | | | | | | | | | |
| | 1600 Hz | 56 dB | 48 dB | | | | | | | | | | | | |
| | HFA-FOG | 59 dB | 51 dB | | | | | | | | | | | | |
| Reference test gain | | 49 dB | 42 dB | | | | | | | | | | | | |
| Frequency range | | 100-8500 Hz | 100-8000 Hz | | | | | | | | | | | | |
| Telecoil output (1600 Hz) | | 1 mA/m field 10 mA/m field | - - | | | | | | | | | | | | |
| SPLITS L/R | | - | 103/103 dB SPL | | | | | | | | | | | | |
| Total harmonic distortion (Input 70 dB SPL) | | 500 Hz 800 Hz 1600 Hz | <7% <4% <2% | | | | | | | | | | | | |
| Equivalent input noise level | | Omni Dir | 23 dB SPL 32 dB SPL | | | | | | | | | | | | |
| Battery consumption ² | | Typical Quiescent | 1.5 mA 1.5 mA | | | | | | | | | | | | |
| Battery life, artificial measurement, hours ³ | | 115 | 105 | | | | | | | | | | | | |
| Expected battery life, hours (battery size 312 - IEC PR41) ⁴ | | 50-65 | | | | | | | | | | | | | |
| IRIL (IEC 60118-13:2011) | | 700/1400/2000 MHz: 18/21/28 dB SPL | | | | | | | | | | | | | |

| Technical data | | Ear Simulator Measured according to IEC 60118-0:1983/AMD1:1994, IEC 60118-0:2015, IEC 60118-1:1995+AMD1:1998 CSV and IEC 60318-4:2010 | ZCC Coupler Measured according to ANSI S3.22-2014, IEC 60118-0:2015 and IEC 60318-5:2006 | | | | | | | | | | | | |
|---|------------|---|---|------------|------------|--|---------|------------|------------|--|------------|------------|------------|--|--|
|  <p>Power Receiver Mold, Bass & Power dome</p> | |    |    | | | | | | | | | | | | |
| Technical information Omnidirectional mode is used unless otherwise stated. | | Instrument warning The maximum output capability of the hearing instrument may exceed 132 dB SPL (IEC 711). Special care should be exercised in selecting and fitting the instrument as there may be risk of impairing the remaining hearing of the hearing aid user. | | | | | | | | | | | | | |
| <table border="1"> <tr> <td>OSPL90</td> <td>Peak</td> <td>132 dB SPL</td> <td>122 dB SPL</td> </tr> <tr> <td></td> <td>1600 Hz</td> <td>130 dB SPL</td> <td>121 dB SPL</td> </tr> <tr> <td></td> <td>HFA-OSPL90</td> <td>127 dB SPL</td> <td>118 dB SPL</td> </tr> </table> | | OSPL90 | Peak | 132 dB SPL | 122 dB SPL | | 1600 Hz | 130 dB SPL | 121 dB SPL | | HFA-OSPL90 | 127 dB SPL | 118 dB SPL | | |
| OSPL90 | Peak | 132 dB SPL | 122 dB SPL | | | | | | | | | | | | |
| | 1600 Hz | 130 dB SPL | 121 dB SPL | | | | | | | | | | | | |
| | HFA-OSPL90 | 127 dB SPL | 118 dB SPL | | | | | | | | | | | | |
| <table border="1"> <tr> <td>Full-on gain¹</td> <td>Peak</td> <td>66 dB</td> <td>57 dB</td> </tr> <tr> <td></td> <td>1600 Hz</td> <td>56 dB</td> <td>48 dB</td> </tr> <tr> <td></td> <td>HFA-FOG</td> <td>59 dB</td> <td>51 dB</td> </tr> </table> | | Full-on gain ¹ | Peak | 66 dB | 57 dB | | 1600 Hz | 56 dB | 48 dB | | HFA-FOG | 59 dB | 51 dB | | |
| Full-on gain ¹ | Peak | 66 dB | 57 dB | | | | | | | | | | | | |
| | 1600 Hz | 56 dB | 48 dB | | | | | | | | | | | | |
| | HFA-FOG | 59 dB | 51 dB | | | | | | | | | | | | |
| Reference test gain | | 49 dB | 42 dB | | | | | | | | | | | | |
| Frequency range | | 100-7500 Hz | 100-7500 Hz | | | | | | | | | | | | |
| Telecoil output (1600 Hz) | | 1 mA/m field 10 mA/m field | - - | | | | | | | | | | | | |
| SPLITS L/R | | - | 103/103 dB SPL | | | | | | | | | | | | |
| Total harmonic distortion (Input 70 dB SPL) | | 500 Hz 800 Hz 1600 Hz | <7% <4% <2% | | | | | | | | | | | | |
| Equivalent input noise level | | Omni Dir | 23 dB SPL 32 dB SPL | | | | | | | | | | | | |
| Battery consumption ² | | Typical Quiescent | 1.5 mA 1.5 mA | | | | | | | | | | | | |
| Battery life, artificial measurement, hours ³ | | 115 | 105 | | | | | | | | | | | | |
| Expected battery life, hours (battery size 312 - IEC PR41) ⁴ | | 50-65 | | | | | | | | | | | | | |
| IRIL (IEC 60118-13:2011) | | 700/1400/2000 MHz: 18/21/28 dB SPL | | | | | | | | | | | | | |

1) Measured with the gain control of the hearing aid set to its full-on position minus 20 dB and with an input SPL of 70 dB. This is to obtain a gain response equal to the full-on gain response from e.g. IEC 60118-0+A1:1994 but without influence of feedback.
 2) Battery current is measured according to IEC 60118-0:1983/AMD1:1994 §7.11, IEC 60118-0:2015 §7.7 and ANSI S3.22:2014 §6.13 after a settling time of minimum 3 minutes.
 3) Based on the standardized battery consumption measurement (IEC 60118-0:1983/AMD1:1994). The actual battery life depends on battery quality, use pattern, active feature set, hearing loss and sound environment.
 4) Real usage battery life is shown as an estimated interval based on mixed use cases with variable amplification settings and variable input levels, incl. direct stereo streaming from a TV (25% of the time) and streaming from a mobile phone (6% of the time).

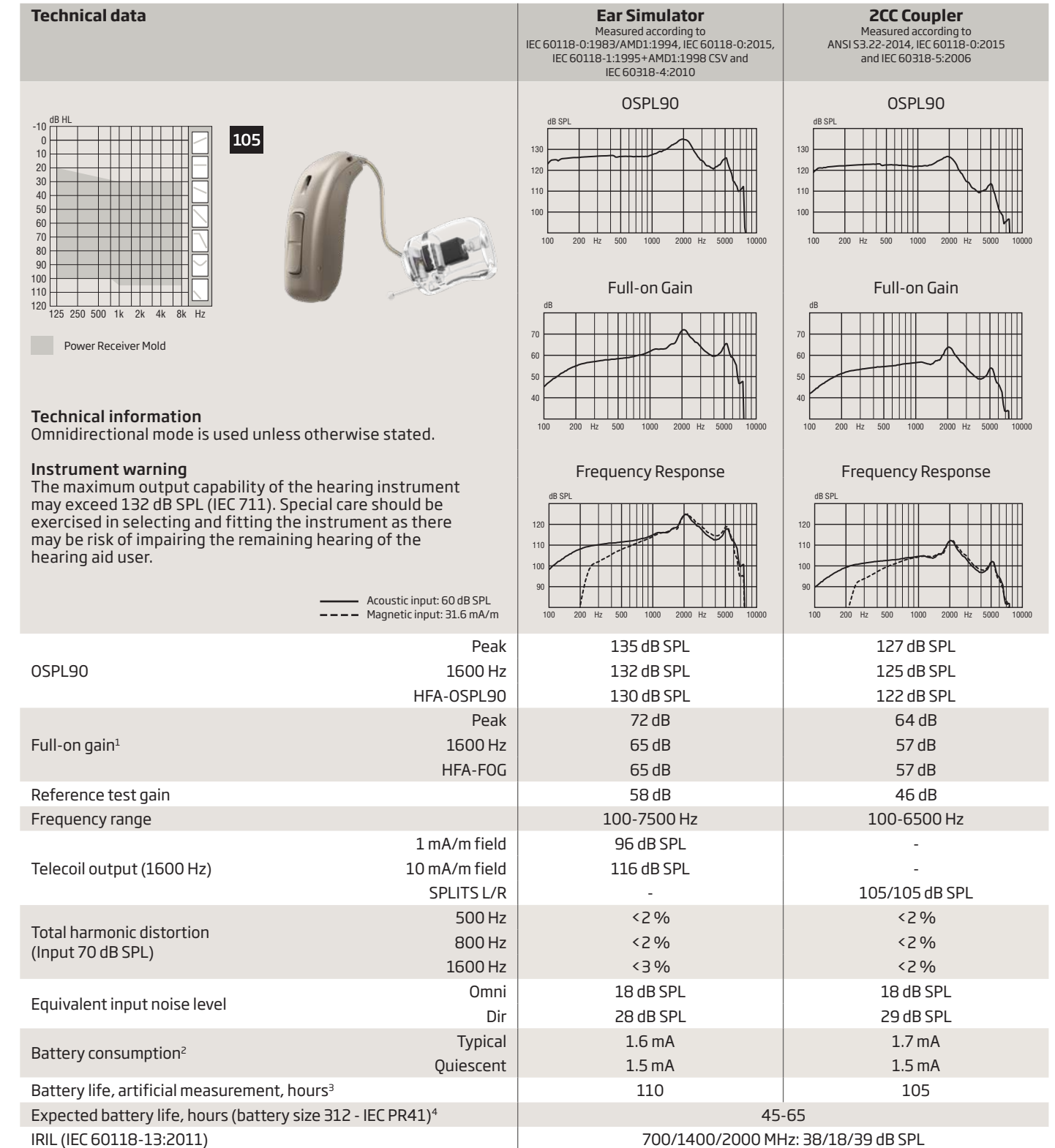
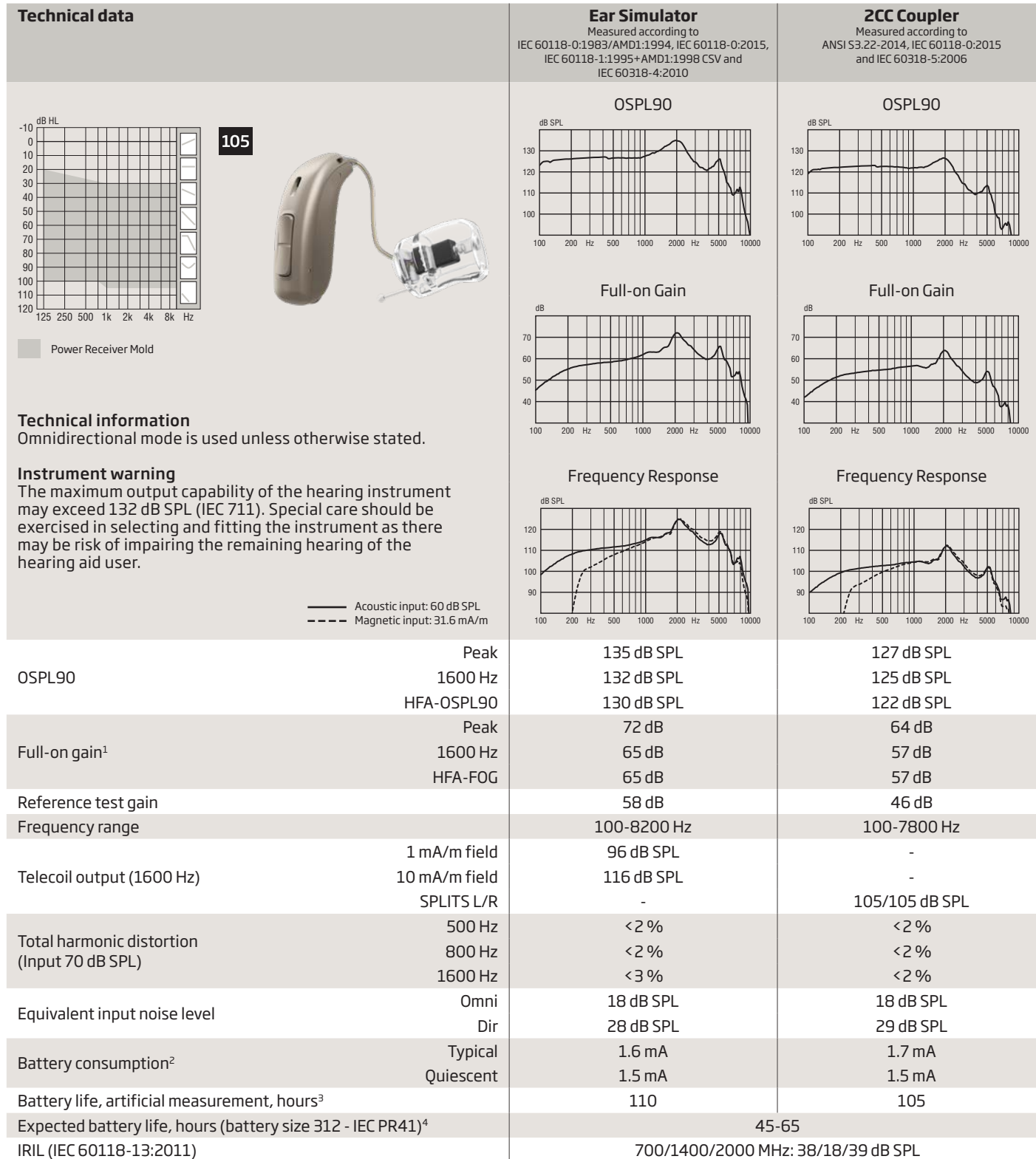
1) Measured with the gain control of the hearing aid set to its full-on position minus 20 dB and with an input SPL of 70 dB. This is to obtain a gain response equal to the full-on gain response from e.g. IEC 60118-0+A1:1994 but without influence of feedback.
 2) Battery current is measured according to IEC 60118-0:1983/AMD1:1994 §7.11, IEC 60118-0:2015 §7.7 and ANSI S3.22:2014 §6.13 after a settling time of minimum 3 minutes.
 3) Based on the standardized battery consumption measurement (IEC 60118-0:1983/AMD1:1994). The actual battery life depends on battery quality, use pattern, active feature set, hearing loss and sound environment.
 4) Real usage battery life is shown as an estimated interval based on mixed use cases with variable amplification settings and variable input levels, incl. direct stereo streaming from a TV (25% of the time) and streaming from a mobile phone (6% of the time).

Oticon Opn S 1

miniRITE T 105

Oticon Opn S 2 & 3

miniRITE T 105



1) Measured with the gain control of the hearing aid set to its full-on position minus 20 dB and with an input SPL of 70 dB. This is to obtain a gain response equal to the full-on gain response from e.g. IEC 60118-0+A1:1994 but without influence of feedback.

2) Battery current is measured according to IEC 60118-0:1983/AMD1:1994 §7.11, IEC 60118-0:2015 §7.7 and ANSI S3.22:2014 §6.13 after a settling time of minimum 3 minutes.

3) Based on the standardized battery consumption measurement (IEC 60118-0:1983/AMD1:1994). The actual battery life depends on battery quality, use pattern, active feature set, hearing loss and sound environment.

4) Real usage battery life is shown as an estimated interval based on mixed use cases with variable amplification settings and variable input levels, incl. direct stereo streaming from a TV (25% of the time) and streaming from a mobile phone (6% of the time).

1) Measured with the gain control of the hearing aid set to its full-on position minus 20 dB and with an input SPL of 70 dB. This is to obtain a gain response equal to the full-on gain response from e.g. IEC 60118-0+A1:1994 but without influence of feedback.

2) Battery current is measured according to IEC 60118-0:1983/AMD1:1994 §7.11, IEC 60118-0:2015 §7.7 and ANSI S3.22:2014 §6.13 after a settling time of minimum 3 minutes.

3) Based on the standardized battery consumption measurement (IEC 60118-0:1983/AMD1:1994). The actual battery life depends on battery quality, use pattern, active feature set, hearing loss and sound environment.

4) Real usage battery life is shown as an estimated interval based on mixed use cases with variable amplification settings and variable input levels, incl. direct stereo streaming from a TV (25% of the time) and streaming from a mobile phone (6% of the time).



Oticon A/S
Kongebakken 9
2765 Smørum
Denmark
+45 3917 7100

19813205 / 2018.11.20



www.oticon.com

oticon
PEOPLE FIRST