



AUTOMATED AUDIOMETRY SOFTWARE




AMTAS

BY AUDIOLOGISTS

FOR AUDIOLOGISTS

GSI AMTAS VALIDATED AND ACCURATE

GSI AMTAS™, or Automated Method for Testing Auditory Sensitivity, is a patient directed evaluation tool that uses patented test methods and accuracy algorithms to obtain diagnostic or screening audiometry. With years of research and development, the validity of AMTAS has been proven through comprehensive studies.



FOCUS ON PATIENT CARE

AMTAS was created as a resource for clinicians to help manage their busy schedules and promote an efficient office environment. Most importantly, AMTAS frees up the clinician, allowing more time to focus on patient care.

AMTAS is available in two versions, AMTAS Pro™ and AMTAS Flex™, which give the hearing professional options to best fit specific clinical needs. With numerous comprehensive studies backed by years of research and development, AMTAS is different from other automated audiometric tests. AMTAS provides up to nine quality indicators, classification of audiometric findings, and two report formats.





AMTAS SAVES TIME

✓ WALK-IN PATIENTS

In a busy practice, AMTAS helps the clinician manage more than one patient at a time. Basic diagnostic testing can be completed with one patient using AMTAS while the clinician can tend to the needs of other patients.




✓ APPOINTMENTS ARE STREAMLINED

When a patient returns for an annual evaluation, the clinician can get them started with AMTAS while a clean and check of hearing aids is completed.



✓ PATIENT COUNSELING

Quality Indicators and the classification of audiometric findings give clinicians the tools required to determine the most appropriate next steps in testing and follow up.



TWO VERSIONS AVAILABLE

REPORTING

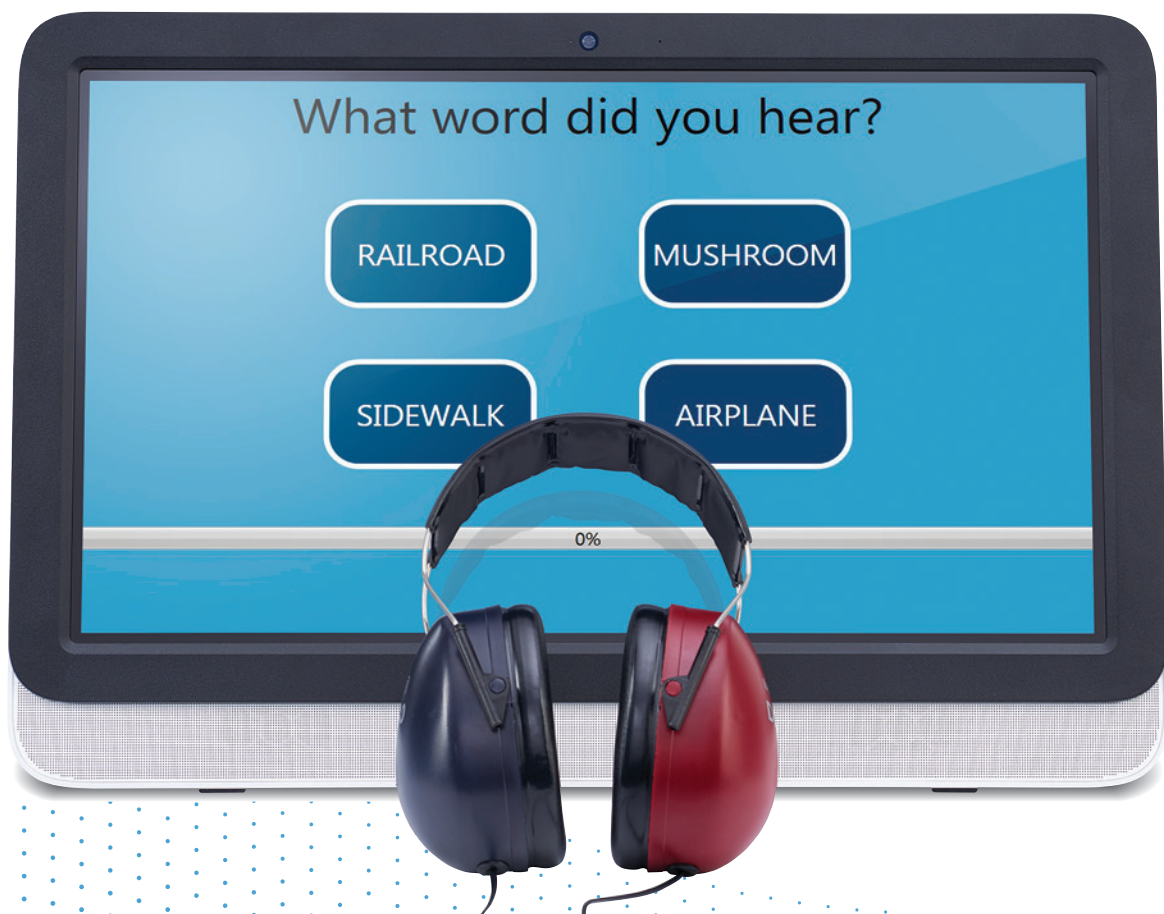
AMTAS generates two reports formats. The Audiologist Report includes the audiogram and the quality assessment table with the quality indicators, AMCLASS audiogram classification, and a comprehensive speech audiometry table. The Patient Report includes an easy to understand description of hearing loss and the audiometric findings.


AUDIOGRAM CLASSIFICATION

AMTAS includes a patented method of classifying audiometric findings, called AMCLASS™, which summarizes the audiogram based on configuration, site of lesion, and severity. This provides further insight to the clinician on how to proceed with counseling and follow up testing if needed.

AMTAS PRO DIAGNOSTIC AUDIOMETRY

AMTAS Pro offers diagnostic air conduction, bone conduction, and speech (SRT and WRS) testing with masking. This self directed test typically takes about 15 minutes to complete and the report provides quality indicators to assist the clinician in determining the accuracy of the test. AMTAS Pro is operated through a computer connected to a compatible GSI Audiometer.





AMTAS FLEX SCREENING AUDIOMETRY


AMTAS Flex is tablet based and does not require an audiometer. This version offers air conduction screening and threshold audiometry. The screening test is configurable and displays a Pass or Refer at the completion of the test. The threshold test provides six quality indicators and the AMCLASS audiogram classification.



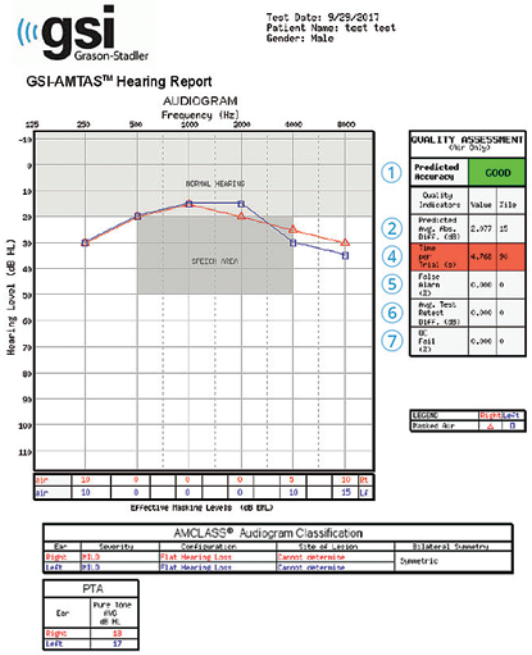
TWO OPTIONS FOR REPORTING

REPORTING

AMTAS PRO



AMTAS FLEX



QUALITY INDICATORS

1. PREDICTED ACCURACY

Summary measure that categorizes the accuracy of the audiogram as Good, Fair, or Poor.

2. PREDICTED ABSOLUTE AVERAGE DIFFERENCE

The predicted difference between automated and manual thresholds based on research studies.

3. MASKER ALERTS*

The thresholds where masking may have been too high or too low.

4. TIME PER TRIAL

The average time it took the patient to respond to the stimulus.

5. FALSE ALARM RATES

The number of times the patient responded “yes” when no stimulus was presented, divided by the total number of times no stimulus was presented.

6. AVERAGE TEST-RETEST DIFFERENCE

The average difference between the initial 1000 Hz threshold and the second (retested) 1000 Hz threshold obtained for the right and left ears.

7. QUALITY CHECK FAIL RATE

The number of times the patient did not respond to stimulus above threshold, divided by number of measured thresholds.

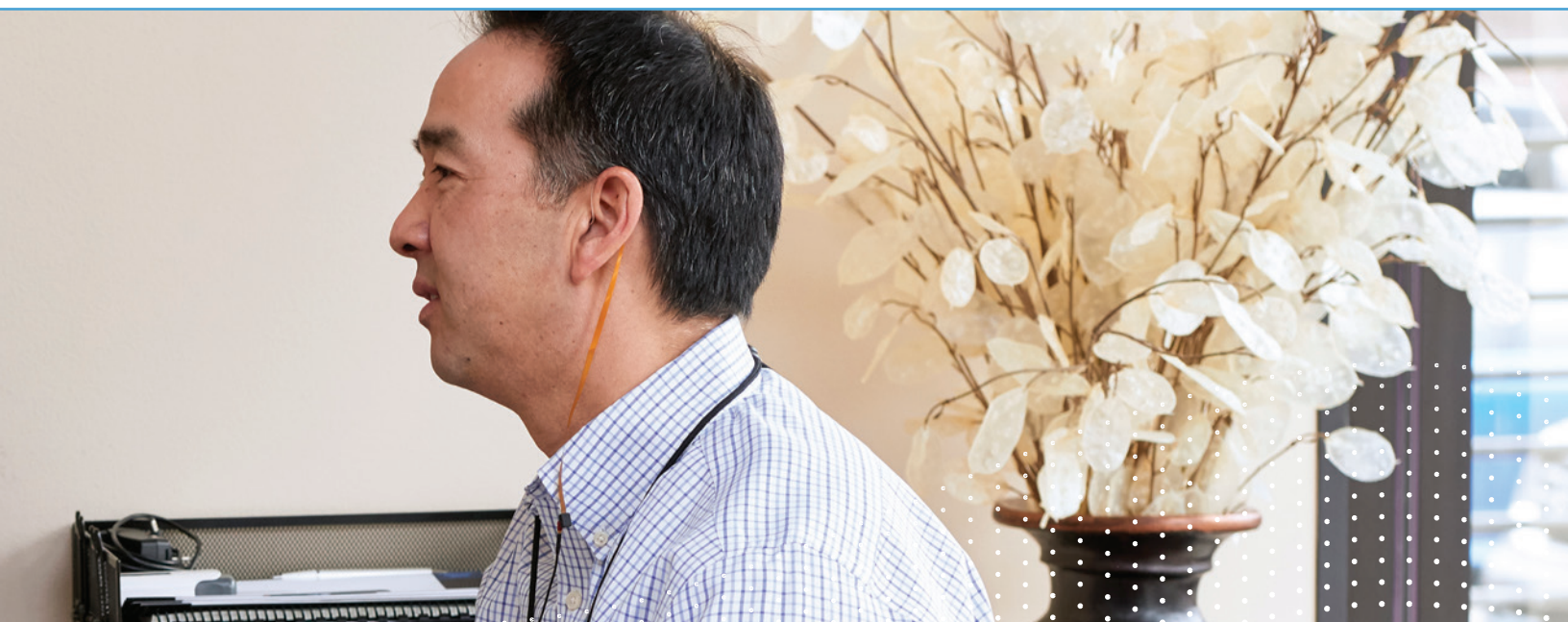
8. NUMBER OF AIR/BONE GAP >35 DB*

The number of air/bone gaps that exceed 35 dB.

9. NUMBER OF AIR/BONE GAP <-10 DB*

The number of air/bone gaps that are less than -10 dB.

*Additional indicators only available on AMTAS Pro.



AUTOMATED AUDIOMETRY SOFTWARE

TECHNICAL SPECIFICATIONS

- **Air Conduction Diagnostic Frequencies:** 250, 500, 750, 1000, 1500, 2000, 3000, 4000, 6000, 8000 Hz
- **Bone Conduction Diagnostic Frequencies:** 500, 1000, 2000, 4000 Hz
- **Air Diagnostic Level Range:** -20 to 100 dB HL
- **Bone Diagnostic Level Range:** -20 to 75 dB HL (frequency dependent)
- **Masking:** Narrow band noise, speech noise
- **Air Conduction Screening Frequencies:** 500, 1000, 2000, 4000 Hz
- **Air Conduction Screening Level:** 20 or 25 dB HL
- **Speech Testing:** Speech Recognition Threshold (SRT), Word Recognition Score (WRS)

	AMTAS FLEX	AMTAS PRO
Air Conduction Diagnostic	✓	✓
Air Conduction Screening	✓	✓
Masking	✓	✓
Bone Conduction Diagnostic		✓
Speech SRT		✓
Speech WRS		✓
Connect to Audiometer		✓
VA Quasar Integration		✓
dB HL Range	10 to 80	-20 to 100
Quality Indicators	✓	✓
Audiogram Classification	Limited	Comprehensive